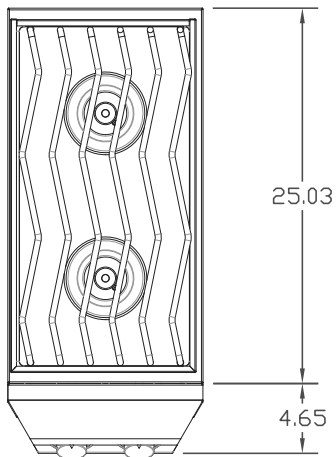
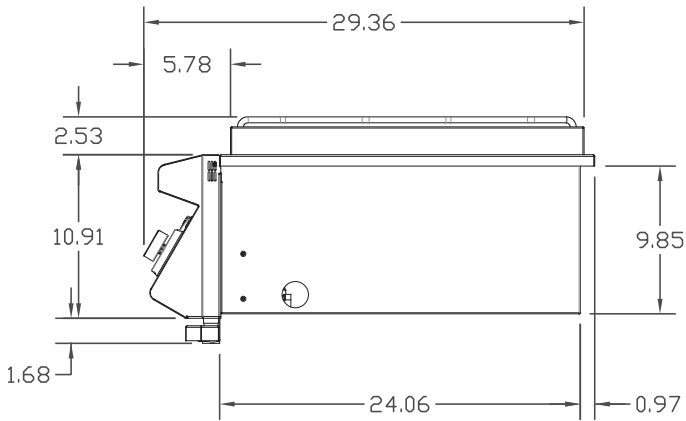
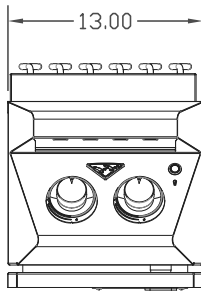


SIDE BURNER (SINGLE OR DOUBLE)

13 inch single or dual burner

Note: For detailed installation guide, refer to product manual

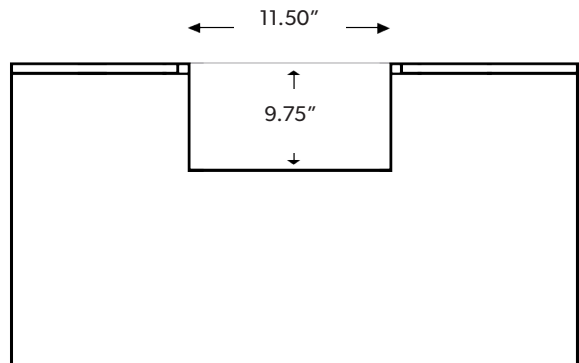


Box Dimensions
16 x 33 x 19 (inches)
Shipping Weight 49 lbs

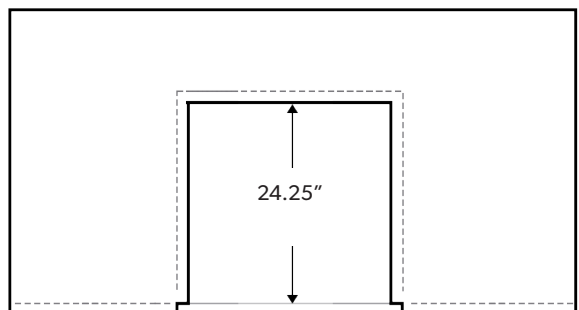
Specifications

GENERAL	Model SIDE BURNER SKU TESB131-C / TESB132-C
POWER REQUIREMENTS	Electrical Supply 120V, 60 Hz, 2.2A Electrical Service 15 amp dedicated circuit Power Cord Length 5 feet Receptacle 3 prong grounding plug
GAS REQUIREMENTS	Natural Gas or Liquid Propane Gas Supply 3/4" ID line Gas Inlet 1/2" NPT female Total BTU 17,500-35,000
CLEARANCE REQUIREMENTS	Requires Minimum 12" all around Non-Combustible Enclosure Only
CUTOUT DIMENSIONS	Width 11.50 inch Height 9.75 inch Depth 24.25 inch

NON-COMBUSTIBLE INSTALLATION



Face View



Top View